

PRISM Sling Range



PRISM MEDICAL UK

Moving, Handling and Bathing Solutions™

PRISM Sling Range

Slings are the most important component of any hoist system as they are the interface between the client and the hoist.

The new Prism Sling Range is the result of many years of experience in the assessment of client needs and the input into the design by professionals and caregivers.


The slings are manufactured by Prism in the UK to meet and exceed all relevant design, safety and quality standards.

The comprehensive range offers a variety of designs to suit the client's condition, the hoist and the activity to be undertaken.

The experienced Prism design and manufacturing team are also able to offer a sling customisation service to provide a unique sling solution if needed.

University of Salford
MANCHESTER
Research and Education

Prism Medical works in partnership with the University of Salford, Manchester, to research the design of slings and the selection of sling materials.



1 Unique colour coded loops on straps

The colour coded loops help to ensure the sling is correctly positioned and connected to the hoist. Loop colours identified during a sling assessment can be noted in the client's care plan for reference.

XX LARGE
X LARGE
LARGE
MEDIUM
SMALL
JUNIOR
CHILD

2 Colour coded edging

Provides a visual aid to help identify the sling size.



Strap connections

On the inside of the sling, all strap connection points have been covered to protect the client's skin when applying /removing the sling.

FREEWAY

Prism offers a range of Freeway hoists to suit different environments and the activity to be undertaken.

- Ceiling track hoists
- Portable hoists and gantry systems
- Mobile floor hoists
- Stand aids



Sling Features



3 Label

Provides important sling information.

Care plan

A user care plan is included as part of the user manual – supplied with every sling.

4 Guide handles

Each sling has a pair of guide handles to facilitate correct handling during client transfers.

There is no central handle as this can lead to poor manual handling.

5 Leg sections

Padding/slip fit material has been applied only to the outside of the leg sections eliminating unnecessary bulk in the areas where it is not functional.

The slip fit material helps with the sling application/removal. The padding increases client comfort.

6 Centre markers

Assists the caregiver to correctly position the sling, especially from a lying position or when introducing the sling with the aid of a slide sheet.



Torsion loops

All slings have a neat torsion loop where the leg strap joins the sling. This holds the sling leg sections in the intended position.

Sling Materials



Polyester/Slip Fit

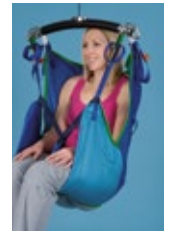
A smooth knitted polyester fabric which is flexible and can stretch providing ease of application as well as added comfort. It allows water to pass through it to drain – making it a suitable material for bathing applications. The sling includes outer leg sections of 'slip fit' nylon material with low friction properties allowing it to be fitted/removed more easily.



Polyester Mesh (Universal and Deluxe Support Slings only)



Polyester mesh is combined with smooth polyester layer and non absorbent padding on the inner leg sections.

Ideal for use in swimming pools and for showering whilst the sling is in-situ.



Spacer

The 'spacer' material is fully breathable and stretches to mould into the shape of wheelchairs. This is the ideal material for clients who wear slings for extended periods. The comfort recline sling is available in black or pink material. Ideal for bathing as water drains freely from the material.



Patient Specific

The sling is manufactured using a non woven polyester material – suitable for short term use only (not suitable for washing).

Patient specific slings are an ideal solution to prevent cross infection or where a sling is only required for a limited period.



Sling Sizing

Sling Size	Weight
XX LARGE	30–36 stone 191–229 kg
X LARGE	25–30 stone 159–191 kg
LARGE	17–25 stone 108–159 kg
MEDIUM	8–17 stone 51–108 kg
SMALL	6–10 stone 38–64 kg
JUNIOR	4–7 stone 25–44 kg
CHILD	3–5 stone 1–32 kg

The sling sizing is for guidance only – an assessment should be conducted by a competent person in order to determine the correct size of sling for the individual.

XX Large slings are available on request.

Sling Compatibility

The Prism sling range is compatible with all Prism hoists and the majority of hoists supplied by other manufacturers.

Most hoist manufacturers in the UK recommend the use of their own slings. Whilst this does reduce the risk of non-compatibility, it also reduces the flexibility when assessing an individual's needs. Prism Medical UK follows the guidelines from the BHTA who recommend a sling to be assessed as to its compatibility with the hoist, for which a risk assessment should be conducted. For a copy of these guidelines please contact Prism Medical UK or the BHTA.

Assessments should be individually conducted and documented by a competent person with due consideration to the client's safety and comfort, the caregivers safety, the task, and the environment in which the hoist/sling is being used.





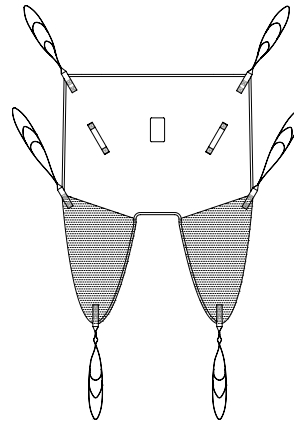
The following slings are suitable for use with ceiling track, portable and mobile hoists

Universal Sling

The universal is the most commonly supplied sling for general transfer purposes.

The universal is easy to fit yet is very supportive. It can be used in a divided leg or cross over position.


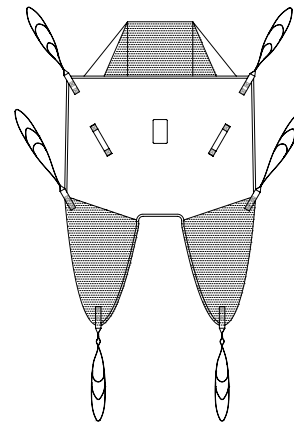
- Side straps even the weight distribution and therefore the sling is more comfortable
- Quilted leg sections and no binding on outer leg section for added comfort
- Generous commode aperture for toileting
- Slip fit material on outer leg sections to aid sling application/removal



Universal Sling with Head Support

Made to the same specification as the universal sling with the addition of a padded head support on the poly and taped support on the mesh, spacer and slip fit variants for those clients who need support for their heads whilst being hoisted to and from a supine position.

Shaped head supports, half head support and taped head support are available as customisations where they differ from the standard offering.

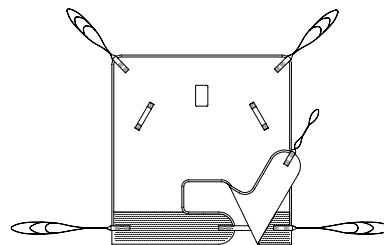


Hammock Sling

The hammock sling provides maximum support to the sacral area and is used in cases where the universal sling is unsuitable because the individual has poor body tone.

The sling can be used in a divided leg or cross over position; this also provides good support for amputees (risk assessment must be carried out for amputee clients).

- Quilted leg sections and no binding on outer leg section for added comfort
- Slip fit material on outer leg sections to aid sling application/removal
- Commode aperture for toileting purposes for clients not wearing any lower garments





The following slings are suitable for use with ceiling track, portable and mobile hoists

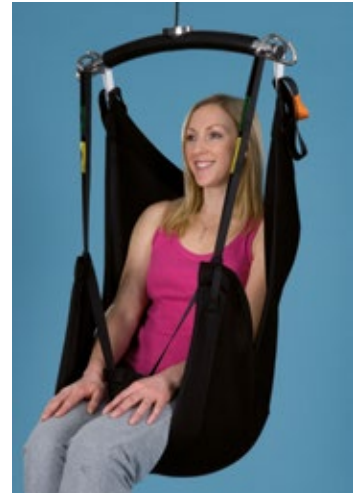
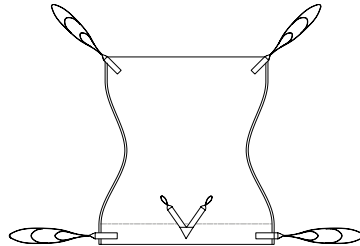
Comfort Recline Sling

The comfort recline sling is designed for the amputee client but it is also suitable for clients who have to remain in the sling for extended periods.

The spacer material is fully breathable and stretches to mould to the shape of a chair.

The sling features elasticated sections which allow the straps to be folded safely out of the way when the client is seated.

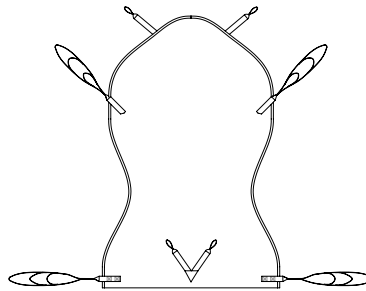
- Not suitable for toileting as the sling has no aperture (available with an aperture as a special order)
- Should be applied to a client in the supine position
- No handles included in the design to ensure comfort when in a supine position or in a chair



Also available in pink

Comfort Recline Sling with Head Support

Made to the same specification as the comfort recline sling with the addition of a taped head support with adjustment loops for those clients who require support.

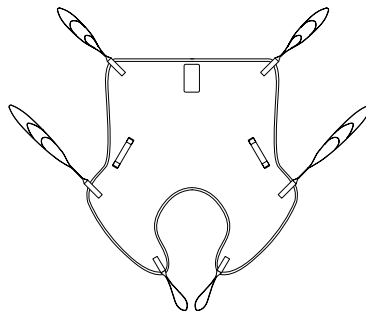


Deluxe Support Sling

The sling is designed to be both supportive and comfortable.

It is designed to accommodate most clients.

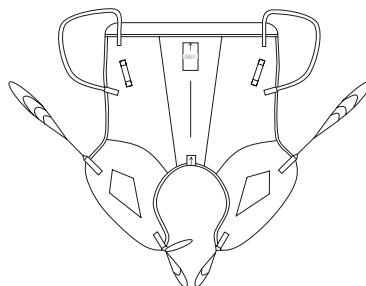
- Slip fit material on outer leg sections to aid sling application/removal
- Quilted leg sections and no binding on the outer leg sections for added comfort



Cressy Sling

The Cressy Sling is a general purpose fully body sling that offers safety, comfort and optimal positioning to suit a broad range of service users and has been designed for easy application by the carer.

- Integral neck support with removable padded infill
- Self adjusting shoulder loops to accommodate client movement
- Available in breathable 'Spacer' material or polyester with slipfit easy slide panels.





The following slings are suitable for use with ceiling track, portable and mobile hoists plus stand aids

Dual Access Sling

The dual access sling is designed to be used with either a patient lifting hoist or a stand aid.

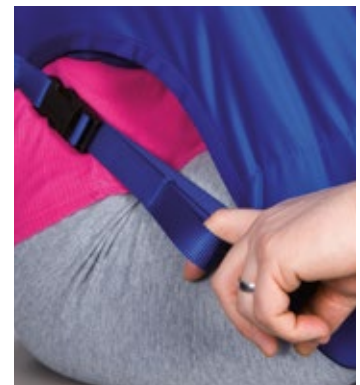
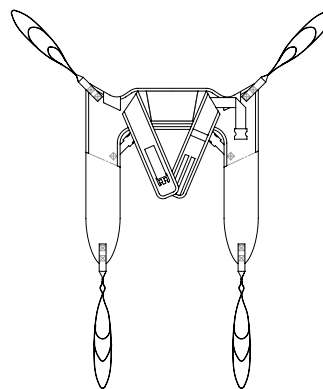
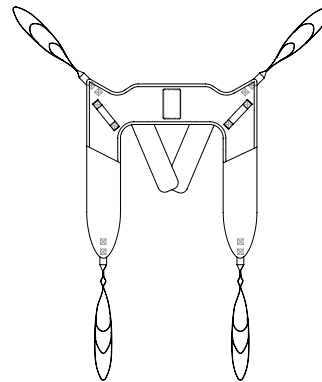
It gives access to be able to remove and refit lower garments for toileting transfers whilst a client is suspended in the sling.

- V-shaped boned padded back panel with non-slip surface for extra support
- Cut away section reduces pressure under arms

Having hook/loop fasteners plus buckles provides extra security and also allows the chest band to be adjusted before/during the lift.

As the client is lifted and their position becomes more extended, the ability to adjust the tension on the chest band is an important feature for the comfort and security of the client.

Available with optional side retention straps.

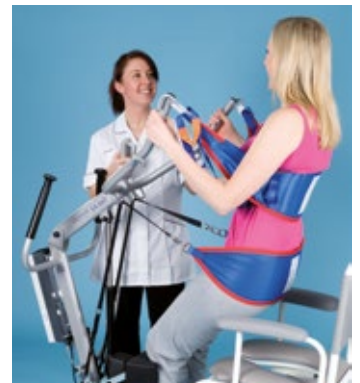
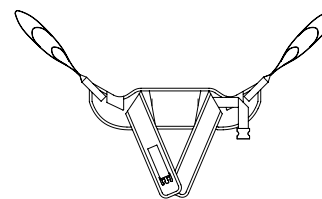


The following slings have been specifically designed to be used in conjunction with stand aids

Standing Support Sling

The standing support sling is suitable for clients who have a degree of weight bearing ability.


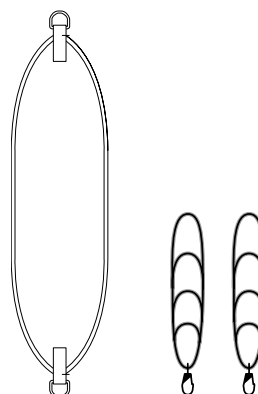
It is designed to assist the client to stand and is ideal to facilitate toileting or help as part of a rehabilitation program.



Posterior Sling & Standing Support Straps

Posterior sling provides additional support to the hip area during the standing process.

The standing support straps help to maintain the standing position.





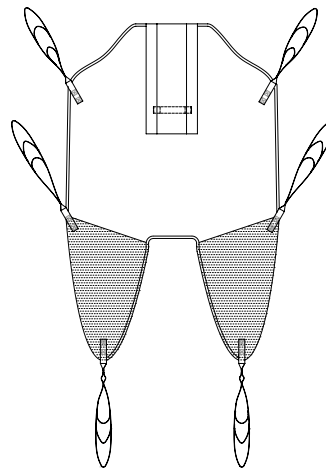
Paediatric slings are designed for use with ceiling track, portable and mobile hoists

Paediatric Universal Sling with 'Bone' Back Support

The sling is designed to give maximum support throughout the spine area as well as the head.


This is achieved by including double wadding and bones support throughout the full length of the sling.

- Waist/chest strap as standard
- Side strap for added comfort
- Quilted leg sections and no binding on outer leg section for added comfort
- Commode aperture for toileting purposes




Paediatric versions of the following Prism Slings are also offered:

- Universal Sling
- Universal Sling with Head Support
- Hammock Sling
- Comfort Recline Sling
- Deluxe Support Sling
- Dual Access Sling



Dual Access Sling

Having hook/loop fasteners plus buckles provides extra security and also allows the chest band to be adjusted before/during the lift.



Sling Options

Neck Roll

The neck roll gives full support to the neck area whilst being transferred.

It is fully adjustable and can be used in conjunction with any of the Prism Sling Range.



Extension Straps

The straps have been designed to increase the length of the sling straps to facilitate hoisting from the floor or to provide extra space between the client and the carry bar.

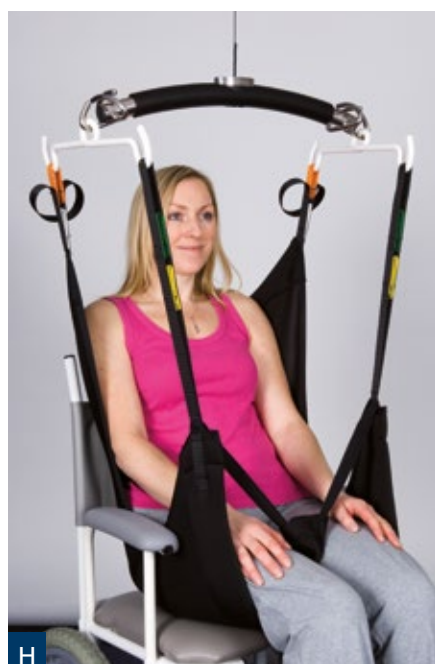
They are easy to attach and remove.



Carry Bars & Accessories

A range of carry bars are offered that can be used in conjunction with Freeway ceiling track and mobile hoists these include:

- Standard carry bar **E**
- Paediatric carry bar **F**
- Bariatric carry bar **G**
- Spreader bars **H**
- Weigh scales **I**



PRISM Sling Range – Summary

Sling Type



Universal Sling

Size	Sling Material				
	Polyester/Slip Fit	Polyester Mesh	Spacer	Slip Fit	Patient Specific

The slings are suitable for use with ceiling track, portable and mobile hoists

X Large	•	•		•	
Large	•	•	•	•	•
Medium	•	•	•	•	•
Small	•	•	•	•	•
Junior	•	•	•	•	
Child	•	•	•	•	



Universal Sling with Head Support

The slings are suitable for use with ceiling track, portable and mobile hoists

X Large	•	•		•	
Large	•	•	•	•	
Medium	•	•	•	•	
Small	•	•	•	•	
Junior	•	•	•	•	
Child	•	•	•	•	



Hammock Sling

The slings are suitable for use with ceiling track, portable and mobile hoists

X Large	•	•		•	
Large	•	•	•	•	
Medium	•	•	•	•	
Small	•	•	•	•	
Junior	•	•	•	•	
Child	•	•	•	•	



Comfort Recline (Black)

The slings are suitable for use with ceiling track, portable and mobile hoists

X Large			•		
Large			•		
Medium			•		
Small			•		
Junior			•		
Child			•		



Comfort Recline with Head Support (Black)

The slings are suitable for use with ceiling track, portable and mobile hoists

X Large			•		
Large			•		
Medium			•		
Small			•		
Junior			•		
Child			•		



Comfort Recline (Pink)

The slings are suitable for use with ceiling track, portable and mobile hoists

X Large			•		
Large			•		
Medium			•		
Small			•		
Junior			•		
Child			•		

XXL size slings are available on request.

PRISM Sling Range – Summary

Sling Type

Size Sling Material

	Polyester/Slip Fit	Polyester Only	Polyester Mesh	Spacer
--	--------------------	----------------	----------------	--------



Comfort Recline with Head Support (Pink)

The slings are suitable for use with ceiling track, portable and mobile hoists

X Large				•
Large				•
Medium				•
Small				•
Junior				•
Child				•



Deluxe Support Sling

The slings are suitable for use with ceiling track, portable and mobile hoists

X Large	•		•	
Large	•		•	•
Medium	•		•	•
Small	•		•	•
Junior	•		•	•
Child	•		•	•



Cressy Sling

The slings are suitable for use with ceiling track, portable and mobile hoists

Large	•			•
Medium	•			•
Small	•			•



Dual Access Sling

The slings are suitable for use with ceiling track, portable and mobile hoists plus stand aids

X Large		•		
Large		•		
Medium		•		
Small		•		
Junior		•		
Child		•		



Dual Access Sling with Side Retention Straps

The slings are suitable for use with ceiling track, portable and mobile hoists plus stand aids

X Large		•		
Large		•		
Medium		•		
Small		•		
Junior		•		
Child		•		



Standing Support Sling

The slings have been specifically designed to be used in conjunction with stand aids

X Large	•			
Large	•			
Medium	•			
Small	•			



Posterior Sling

The slings have been specifically designed to be used in conjunction with stand aids

X Large	•			
Large	•			
Medium	•			
Small	•			

XXL size slings are available on request.



Prism has a team of experienced Assessors who can carry out a comprehensive sling assessment to determine the needs of the individual.

This includes the selection of:

- The type of sling best suited for the individual's medical condition and the hoisting activity to be undertaken
- Sling size
- Sling material

Should a standard sling from the Prism range not be suitable for an individual then a bespoke sling can be designed and manufactured at our UK sling manufacturing facility.

Records are kept of all slings supplied including patterns for bespoke slings, making it easy to order additional slings.

To arrange a free sling assessment call 0845 409 2000



Prism Slings are manufactured in the UK to meet and exceed all relevant design, safety and quality standards

- ✓ Compliant with the relevant sections of BS EN ISO 1035:2006 'Hoists for the transfer of disabled persons – Requirements and test methods'
- ✓ Compliant with the requirements of EU Directive 2007/47/EC



Community Care

Westholme Division

Unit 4, Jubilee Business Park, Jubilee Way, Grange Moor, Wakefield, West Yorkshire WF4 4TD UK
Tel: +44 (0) 844 980 2260
Fax: +44 (0) 844 980 2261
E-mail: info@westholme.co.uk
<http://www.prismmedical.co.uk>

Carefree Division

13 - 15 Pennington Street, Hindley, Wigan, Lancashire WN2 3AH UK
Tel: +44 (0) 844 980 2266
Fax: +44 (0) 844 980 2267
E-mail: info@carefreelifting.co.uk
<http://www.prismmedical.co.uk>

Liftech & Test Valley Division

Unit 42 South Hampshire Industrial Park, Totton, Southampton, Hampshire SO40 3SA UK
Tel: +44 (0) 844 980 2272
Fax: +44 (0) 844 980 2273
E-mail: prismsouth@prismmedical.co.uk
<http://www.prismmedical.co.uk>

Movement2 Division

Unit 8 The Warren, East Goscote Industrial Estate, East Goscote, Leicestershire LE7 3XA
Tel: +44 (0) 844 980 2281
Fax: +44 (0) 844 980 2282
E-mail: mail@movement2.co.uk
<http://www.movement2.co.uk>

Long Term Care

Prism Medical UK – Long Term Care

Unit 4 Jubilee Business Park, Jubilee Way, Grange Moor, Wakefield, West Yorkshire WF4 4TD UK
Tel: +44 (0) 844 980 2260
Fax: +44 (0) 844 980 2261
E-mail: careinfo@westholme.co.uk
<http://www.prismmedical.co.uk>

Saluss Division

Unit 1, Tir Llwyd Industrial Estate, St Asaph Avenue, Kinnel Bay, Rhyl, Conwy LL18 5JZ UK
Tel: +44 (0) 844 980 2290
Fax: +44 (0) 844 980 2291
E-mail: helpdesk@saluss.co.uk
<http://www.prismmedical.co.uk>

Acute Hospital Care

Healthcare Division

Unit 4, Jubilee Business Park, Jubilee Way, Grange Moor, Wakefield, West Yorkshire WF4 4TD UK
Tel: +44 (0) 844 980 2278
Fax: +44 (0) 844 980 2279
E-mail: healthcareinfo@prismmedical.co.uk
<http://www.prismmedical.co.uk>

APLS Division

Unit 4, Jubilee Business Park, Jubilee Way, Grange Moor, Wakefield, West Yorkshire WF4 4TD UK
Tel: +44 (0) 844 980 2275
Fax: +44 (0) 844 980 2276
E-mail: info@assured-pls.com
<http://www.prismmedical.co.uk>